



ಬೃಹತ್ ಬೆಂಗಳೂರು ಮಹಾನಗರ ಪಾಲಿಕೆ
Bruhat Bengaluru Mahanagara Palike

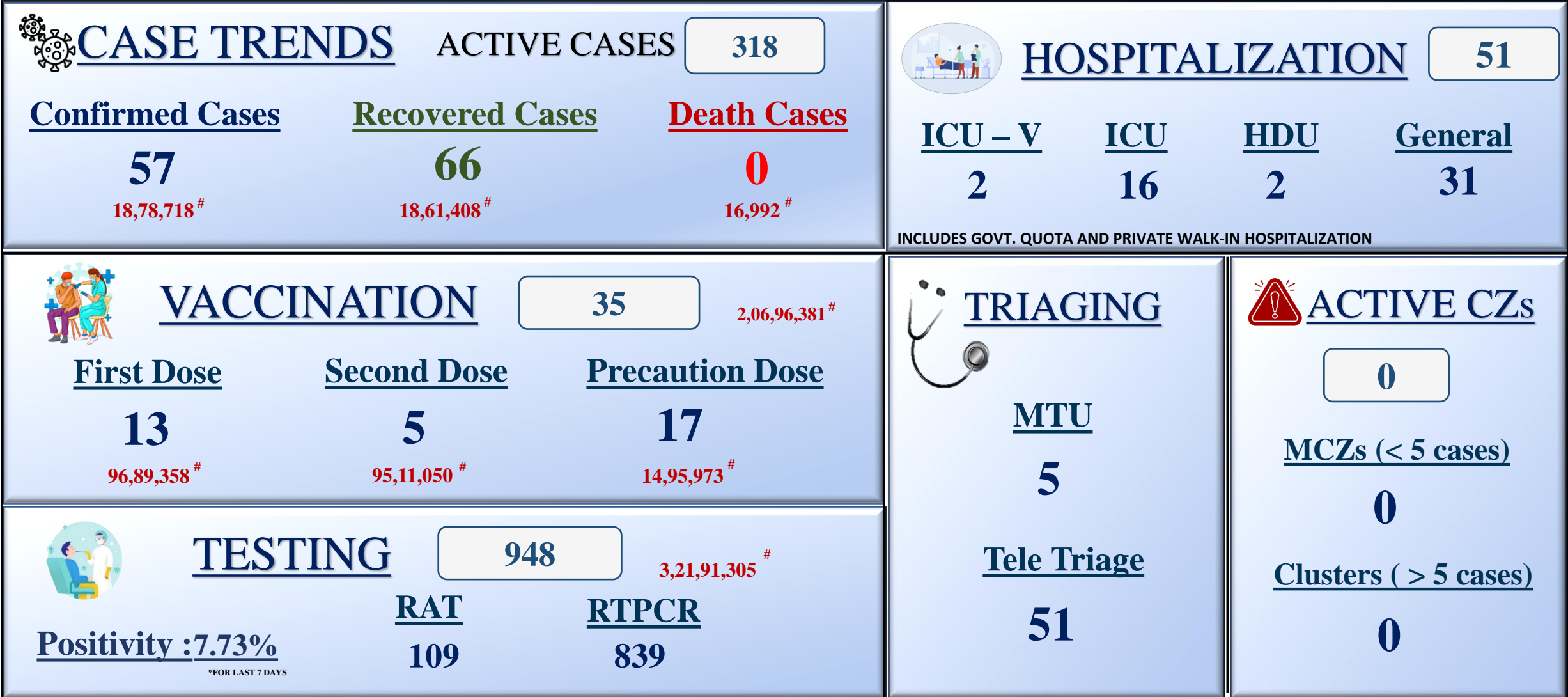


BBMP COVID-19 WAR ROOM 11.03.2023

BBMP / COVID-19 WAR ROOM / BULLETIN – 1083/ 11.03.2023 / #BBMPfightsCOVID19



OVERVIEW OF COVID-19 IN BENGALURU



: indicates cumulative numbers till date



ABSTRACT OF COVID-19 SCENARIO IN BENGALURU

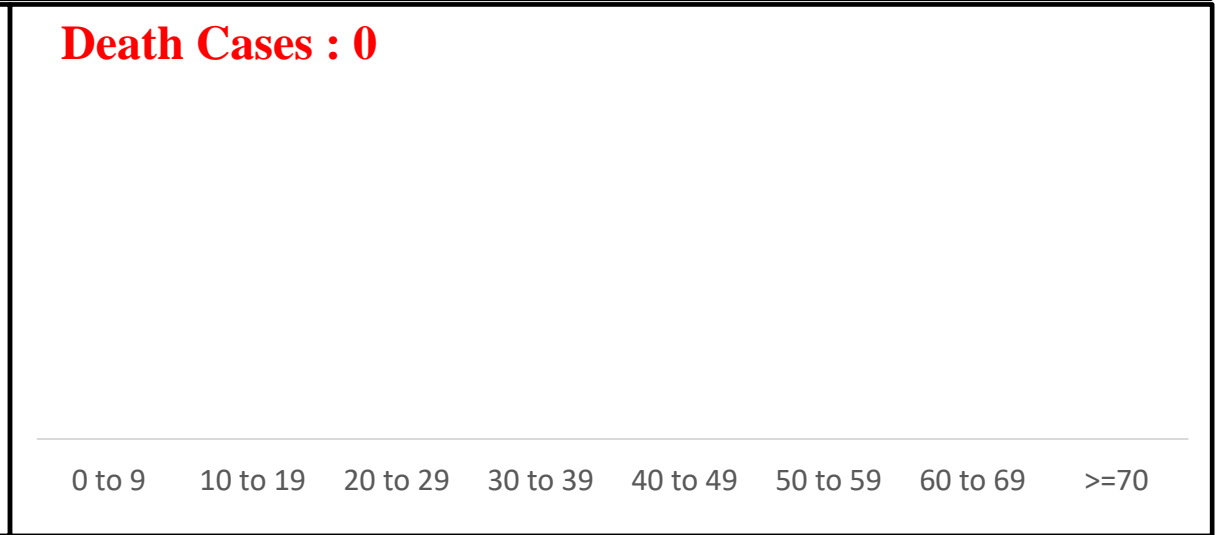
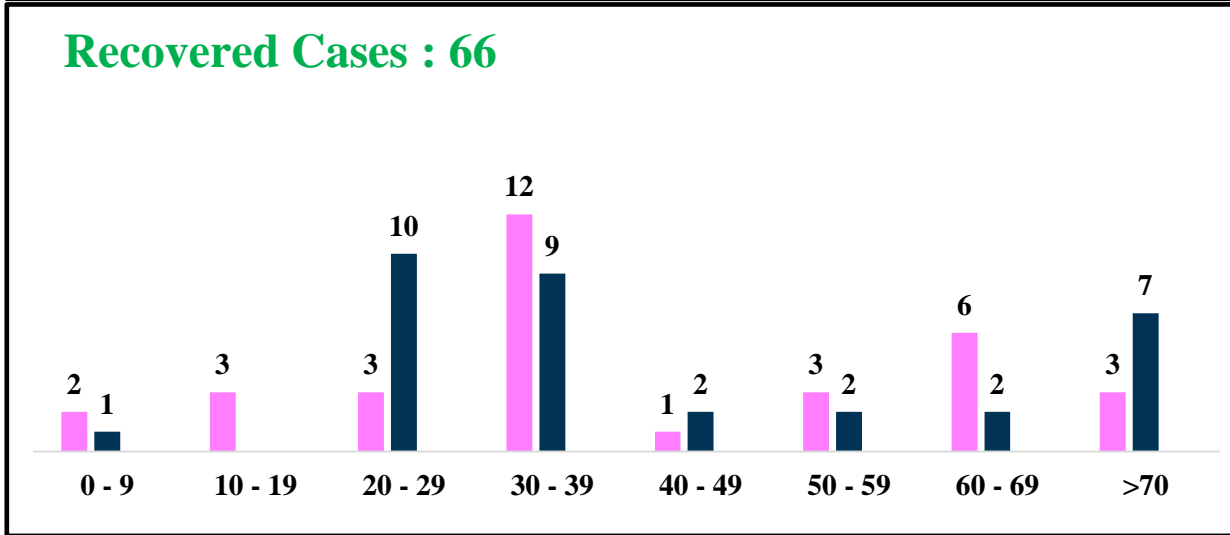
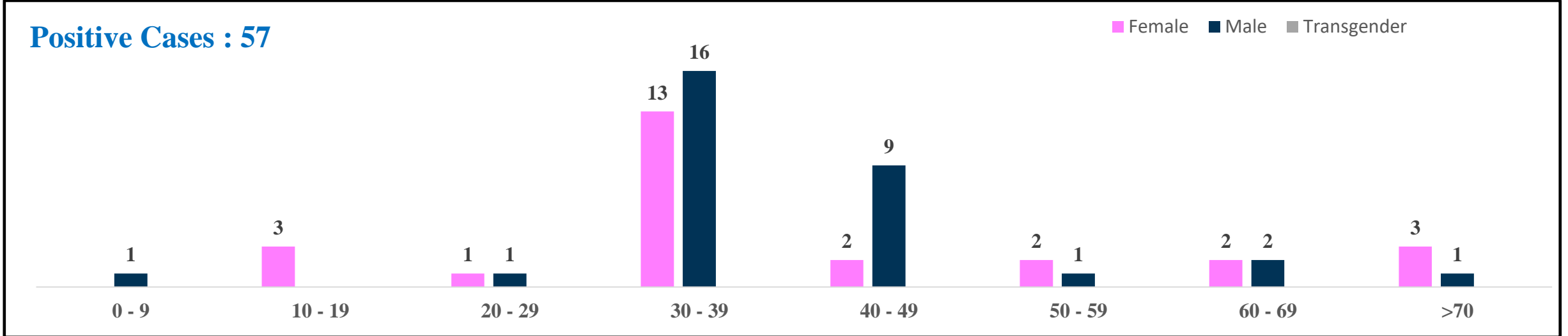


	MALE			FEMALE			TRANSGENDER			TOTAL		
	Last 24 Hours	Last 7 Days	Cumulative	Last 24 Hours	Last 7 Days	Cumulative	Last 24 Hours	Last 7 Days	Cumulative	Last 24 Hours	Last 7 Days	Cumulative
Positive Cases	31	216	11,07,726	26	186	7,70,796	0	0	196	57	402	18,78,718
Recovered Cases	33	199	10,95,222	33	150	7,65,056	0	0	187	66	349	18,61,408
Death Cases	0	1	10,762	0	0	6,226	0	0	4	0	1	16,992
Total Tests Done	In Last 24 hrs. : 948			In last 7 days : 5,200			Cumulative : 3,21,91,305					
Vaccine Doses Administered	In Last 24 hrs. : 35			In last 7 days : 308			Cumulative : 2,06,96,381					
ACTIVE CASES									318			

*Covid deaths occurred today : 00 | Covid deaths occurred beyond last 24hrs., reported today : 00



LAST 24 HOURS AGE GROUP AND GENDER WISE DISTRIBUTION

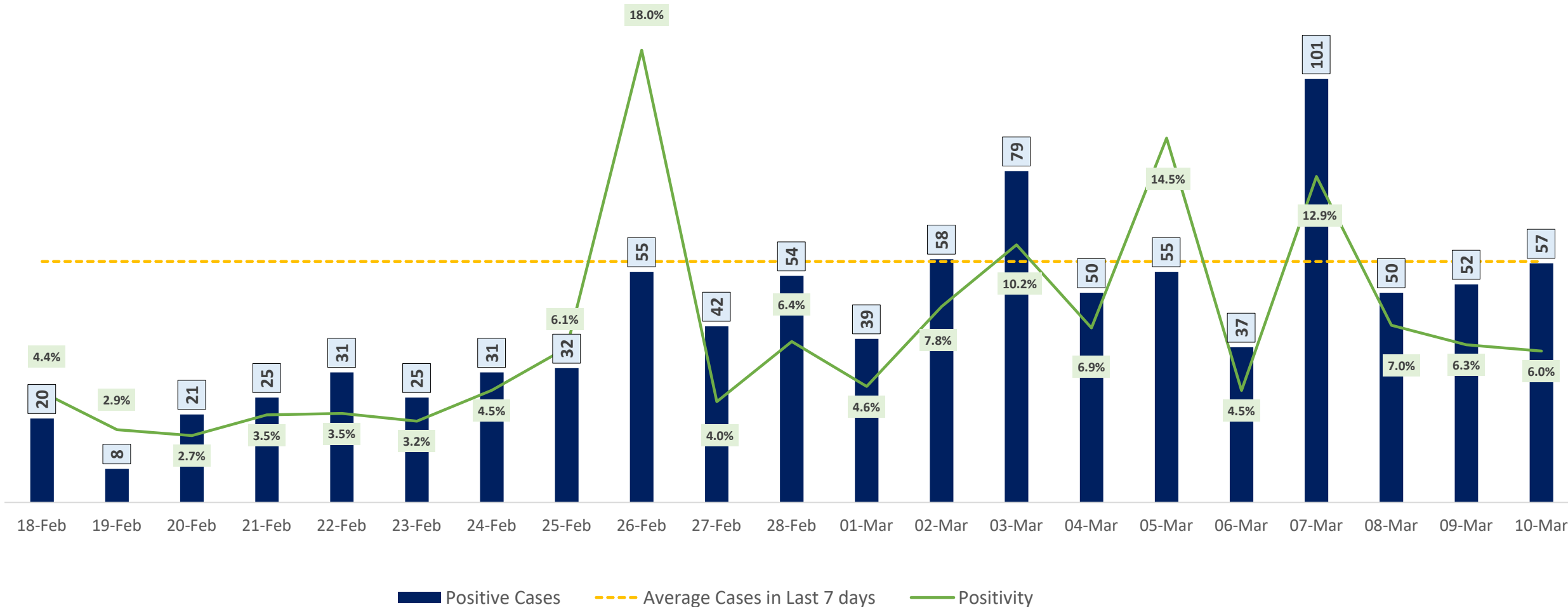




POSITIVITY RATE OF BENGALURU – LAST 21 DAYS



Average Cases in Last 7 days : 57

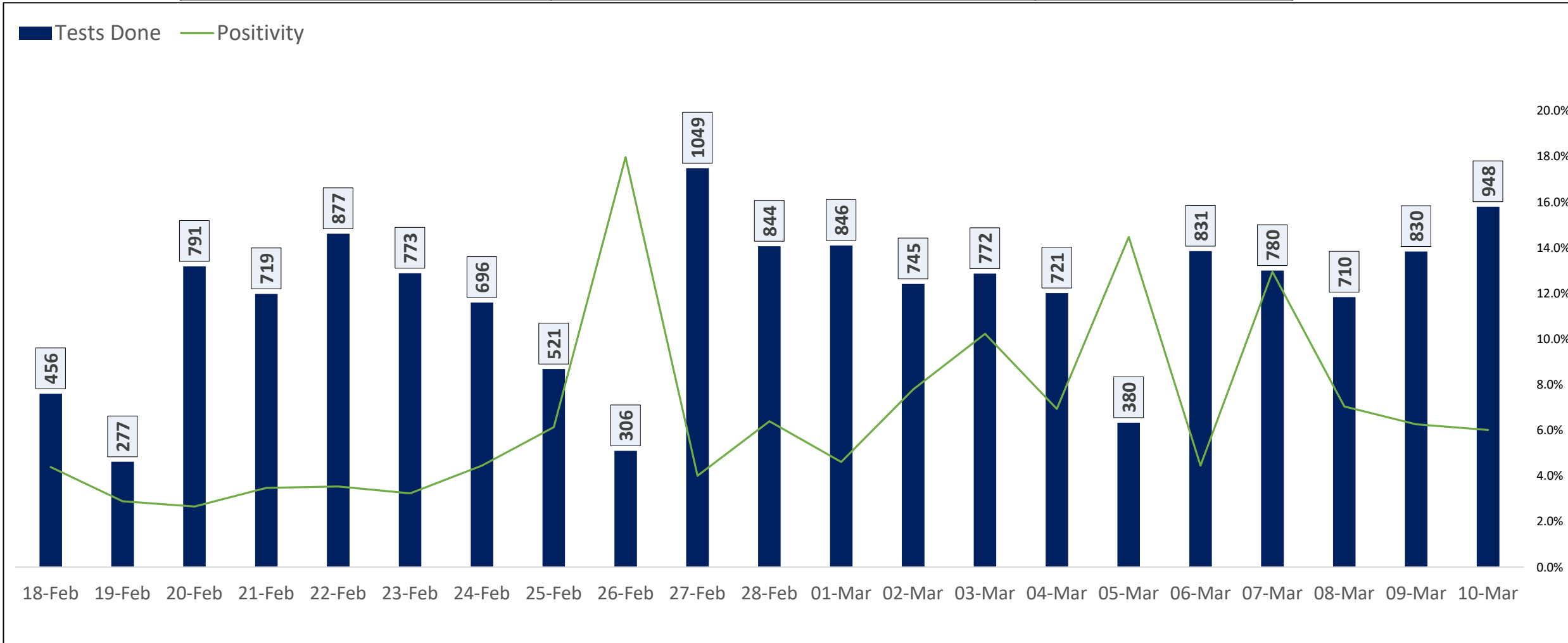




TESTING TRENDS IN BENGALURU

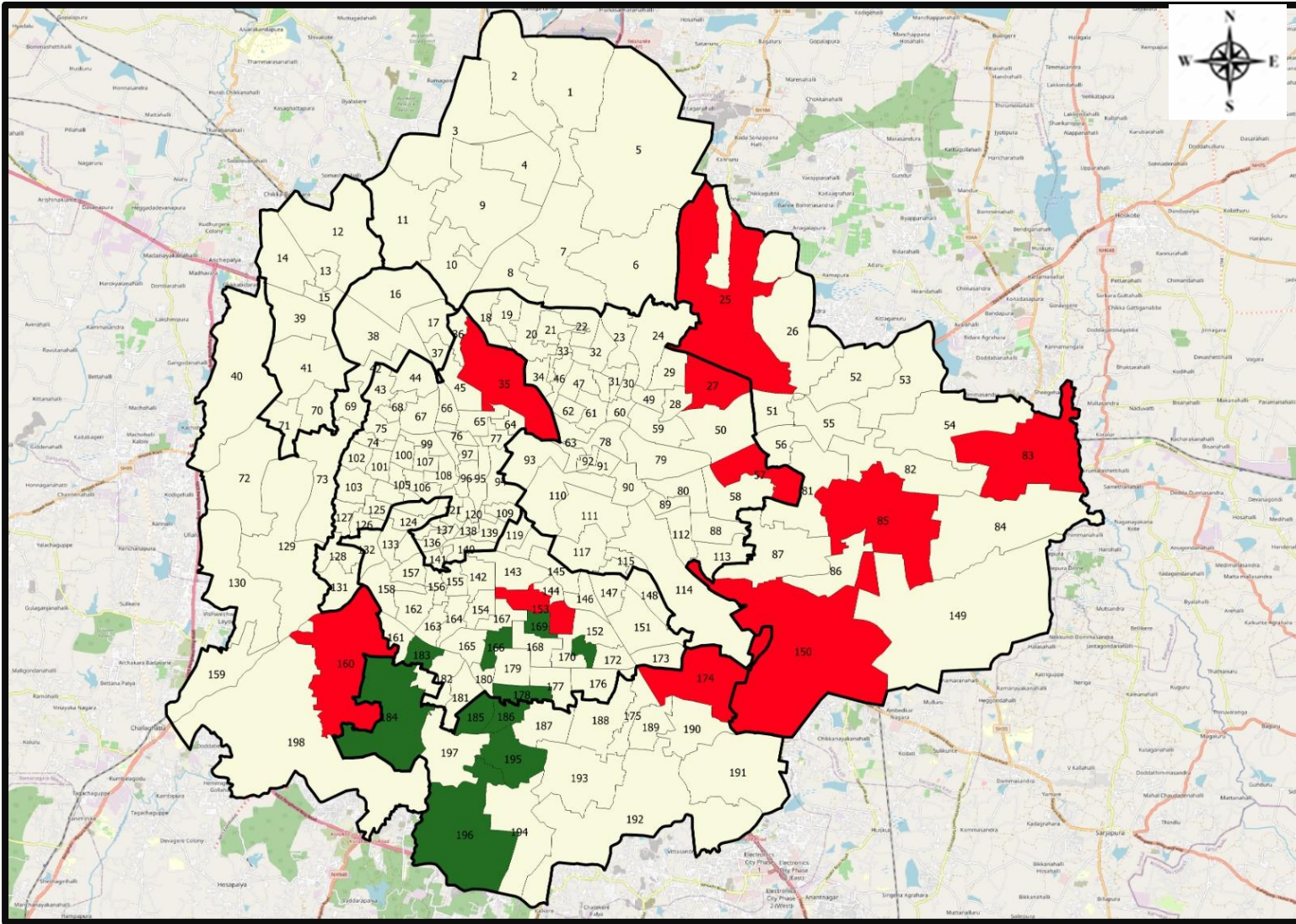


Total Test Conducted Till Date	Test Conducted Last 24 hours	Last 7 Days Average
3,21,91,305	948	743





BENGALURU URBAN MAP SHOWING TREND OF POSITIVE CASES IN LAST 7 DAYS



Top 10 wards reporting highest number of positive cases in last 10 days

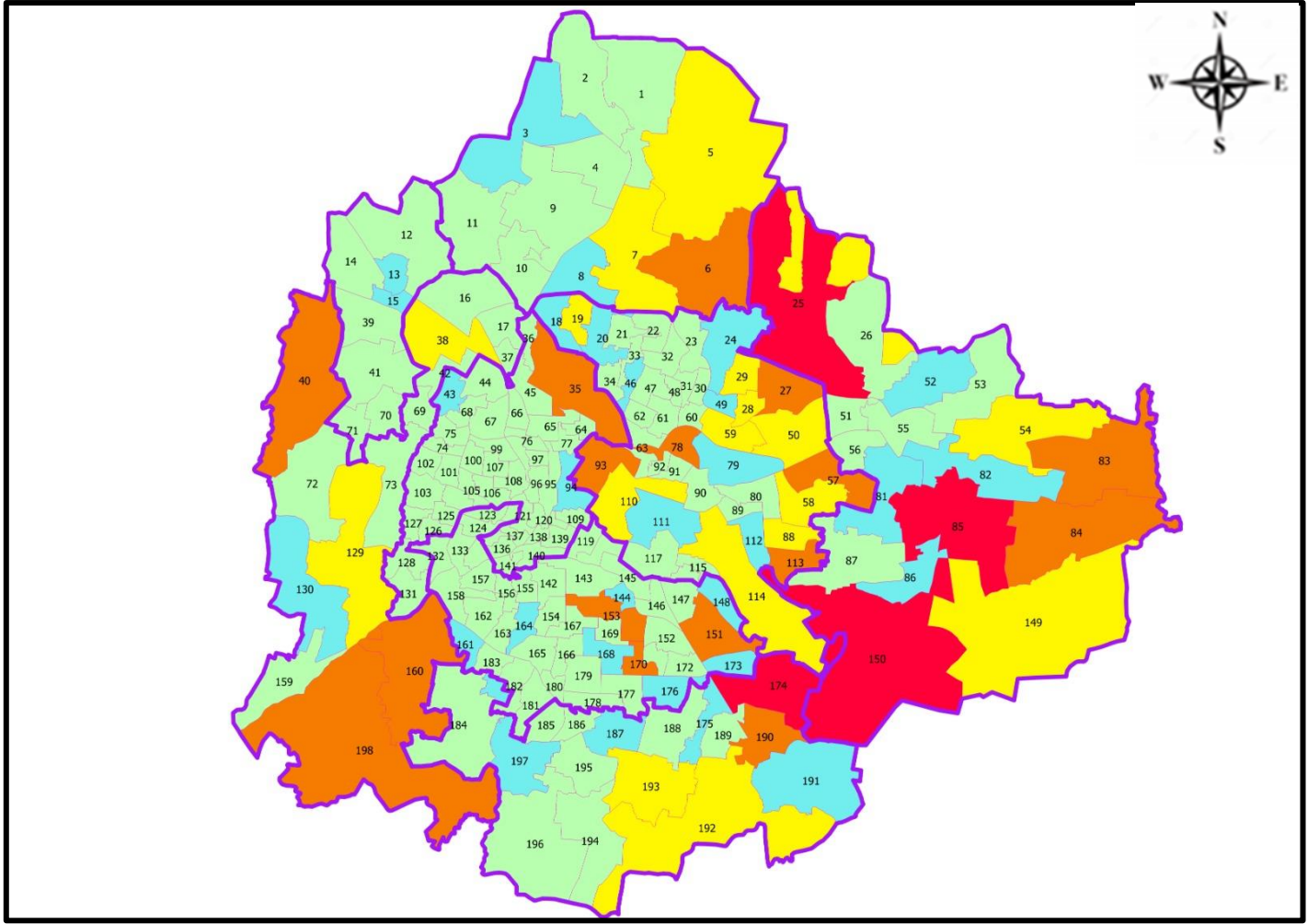
Ward No.	Ward Name	Daily Cases Average
150	Bellanduru	4
25	Horamavu	2
174	HSR Layout	2
85	Dodda Nekkundi	2
160	Rajarajeshwari Nagar	2
57	CV Raman Nagar	2
35	Aramane Nagar	1
153	Jayanagara	1
27	Banasavadi	1
83	Kadugodi	1







Top 10 wards reporting least number of positive cases in last 7 days

Ward No.	Ward Name	Daily Cases Average
196	Anjanapura	0
195	Konanakunte	0
186	Jaraganahalli	0
185	Yelchenahalli	0
184	Uttarahalli	0
183	Chikkalsandra	0
178	Sarakki	0
171	Gurappanapalya	0
169	Byrasandra	0
166	Karisandra	0



BENGALURU MAP SHOWING INTENSITY OF POSITIVE CASES IN LAST 7 DAYS



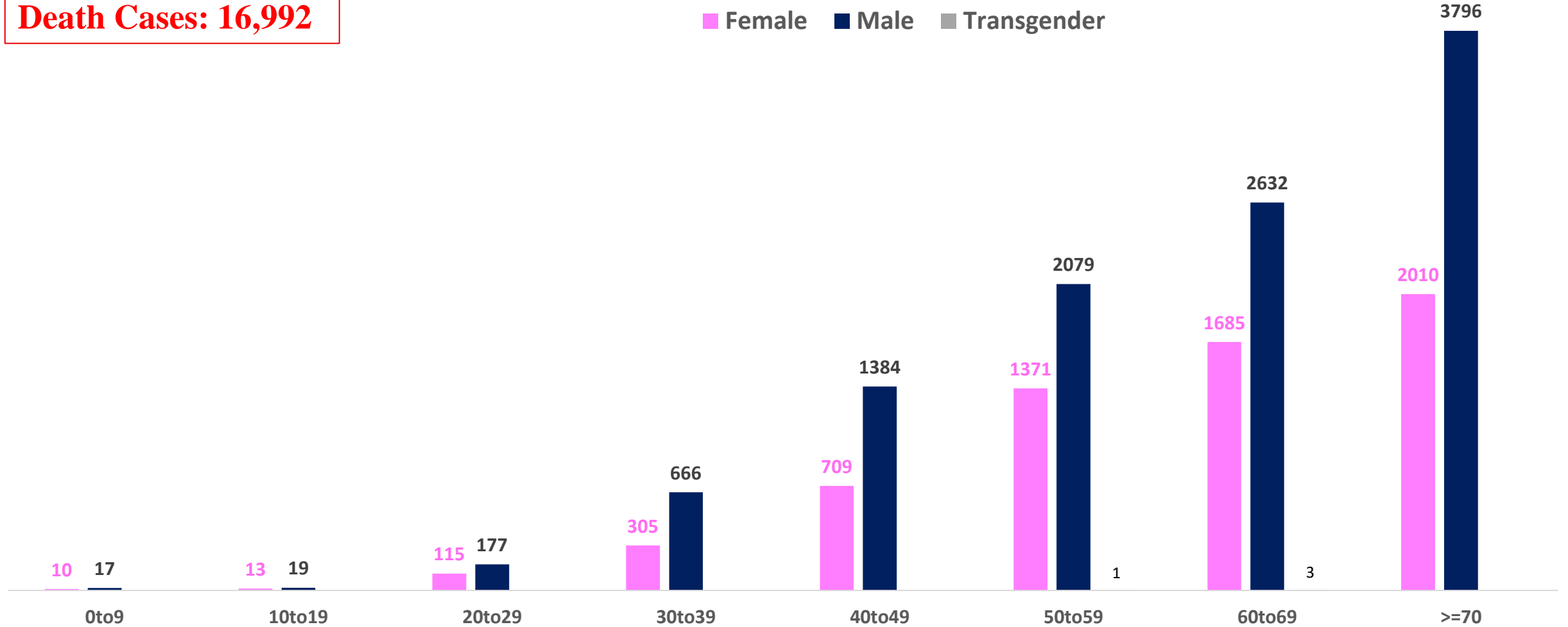
-  **Level 1 : 0 to 1 Cases**
-  **Level 2 : 1 to 3 Cases**
-  **Level 3 : 3 to 5 Cases**
-  **Level 4 : 5 to 10 Cases**
-  **Level 5 : More than 10 Cases**
-  **Zone Boundaries**



AGE AND GENDER WISE DISTRIBUTION OF DEATH CASES



Death Cases: 16,992





SNAPSHOT OF COVID-19 CASES IN BENGALURU URBAN



**Total Wards With
< = 5 Cases* :
178**

**Tests Conducted
on 10.03.2023:
948**

**Recovery
Rate*:
99.08%**

**Total
Active Cases :
318**

**Total Vaccinated
on 10.03.2023:
35**





**Positivity
Rate* :
7.73%**

**Active
Rate*:
0.02%**

**Case
Fatality Rate* :
0.25%**

*Total positive cases In the past 7 days

*CFR and positivity is for Past 7 days

Download BBMP Bulletin	https://apps.bbmpgov.in/covid19/mediabulletin.php
To register for vaccination :	https://selfregistration.cowin.gov.in/
BBMP COVID19 Dashboard:	https://apps.bbmpgov.in/covid19/
Follow us on:	 www.facebook.com/bbmp.comm1/
	 twitter.com/BBMPCOMM
	  BBMPSplHealth



ಬೃಹತ್ ಬೆಂಗಳೂರು ಮಹಾನಗರ ಪಾಲಿಕೆ
Bruhat Bengaluru Mahanagara Palike

List of Functional Namma Clinics

1 

Scan the QR code to find Namma Clinic Locations

2 

  @BBMPSplHealth

Issued by:

Honorable Chief Commissioner, BBMP
Special Commissioner Health, BBMP
MD, Bengaluru Smart City Limited

THANK YOU !

